

Fittleworth Dispensing Appliance Contractor Customer Feedback Report

Keighley

November 2021 - February 2022



Contents

Introduction

Why you contacted your appliance supplier recently and the response you received

Q1-Q2 Number and percentage of responses (table 1 and 2)	1
Q3 Distribution and frequency of ratings (table 3.1 and graph 1)	2
Q3 Your mean percentage scores and benchmarks (table 3.2)	2
Q3 Comparison of current and previous scores (table 3.3)	2
Q4 Distribution and frequency of ratings (table 4.1 and graph 2)	3
Q4 Your mean percentage scores and benchmarks (table 4.2)	3
Q4 Comparison of current and previous scores (table 4.3)	4
Q5 Number and percentage of responses (table 5)	4

About the services you receive from this supplier

Q6 Number and percentage of responses (table 6a and 6b)	5
Q7 Number and percentage of responses (table 7a and 7b)	5
Q8 Number and percentage of responses (table 8a, 8b and 8c)	6
Q9 Distribution and frequency of ratings (table 9.1 and graph 3)	7
Q9 Your mean percentage scores and benchmarks (table 9.2)	7
Q9 Comparison of current and previous scores (table 9.3)	7
Q10 Number and percentage of responses (table 10)	8
Q11 Number and percentage of responses (table 11a, 11b, 11c and 11d)	8
Q12 Number and percentage of responses (table 12a, 12b and 12c)	9
Q13 Number and percentage of responses (table 13a and 13b)	10
Q14 Number and percentage of responses (table 14a and 14b)	10
Q15 Distribution and frequency of ratings (table 15.1 and graph 4)	11
Q15 Your mean percentage scores and benchmarks (table 15.2)	11
Q15 Comparison of current and previous scores (table 15.3)	11

The supplier's premises

Q17 Number and percentage of responses (table 17a, 17b and 17c)	12
-----------------------------------------------------------------	----

Customer demographics

Q18-20 Number and percentage of responses (table 18, 19 and 20)	13
-----------------------------------------------------------------	----

Customer comments

Q1 Specified other reasons for contacting the supplier	Appendix1
Q16 Customer comments on how the service could be improved	Appendix2

Supporting documents

Details of score calculation
Explanation of quartiles
Sample questionnaire

Why you contacted your appliance supplier recently and the response you received

Q1: Why did you contact the supplier? To submit a NHS prescription for:

Table 1:

Response	Number of responses	Percentage of responses*
Yourself	67	80%
Someone else	11	13%
Both	0	0%
Blank / Spoilt	6	7%

Please see Appendix 1 for any specified other reasons for contacting the supplier

Q2: How do you normally contact your supplier?

Table 2:

Response	Number of responses	Percentage of responses*
Telephone	65	77%
Fax	0	0%
Post	0	0%
Email	6	7%
Face to face	0	0%
Internet	5	6%
Blank / Spoilt	8	10%

*Percentages may not add up to 100% due to rounding.

Why you contacted your appliance supplier recently and the response you received

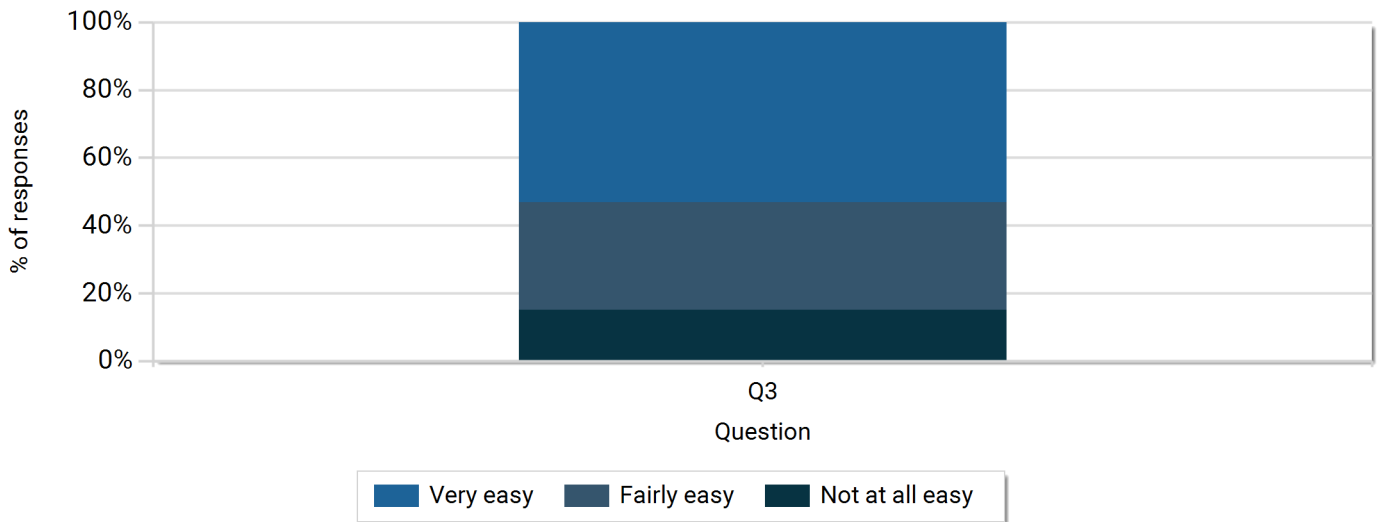
Q3: How easy did you find it to contact them?

Table 3.1: Distribution and frequency of ratings (Q3)

	Not at all easy	Fairly easy	Very easy	Blank / Spoilt
Q3 How easy did you find it to contact them?	12	25	42	5

Blank/spoilt responses are not included in your mean percentage score analysis.

Graph 1: Percentage distribution and frequency of ratings (Q3)



Please note blank/spoilt responses have not been incorporated in this graphical representation.

Table 3.2: Your mean percentage scores and benchmarks

	Your mean score (%)	Benchmark data (%)*				
		Min	Lower Quartile	Median	Upper Quartile	Max
Q3 How easy did you find it to contact them?	69	63	66	69	72	96

*Benchmarks are based on data from 38 dispensing locations surveyed between November 2021 and February 2022 with 40 or more returned questionnaires and a total of 4,086 returned customer questionnaires.

See score explanation in the supporting documents section for score calculation and quartile information.

Median or 'middle' value: the numerical value cutting the data in half – above and below this value lies the highest and lowest 50% of the mean percentage score values of all benchmarked surveys respectfully.

Table 3.3 Current and previous mean percentage scores

	Current score	Previous score (December 2020)	Previous score (January 2020)	Previous score (February 2019)
Q3 How easy did you find it to contact them?	69	91	94	94

Why you contacted your appliance supplier recently and the response you received

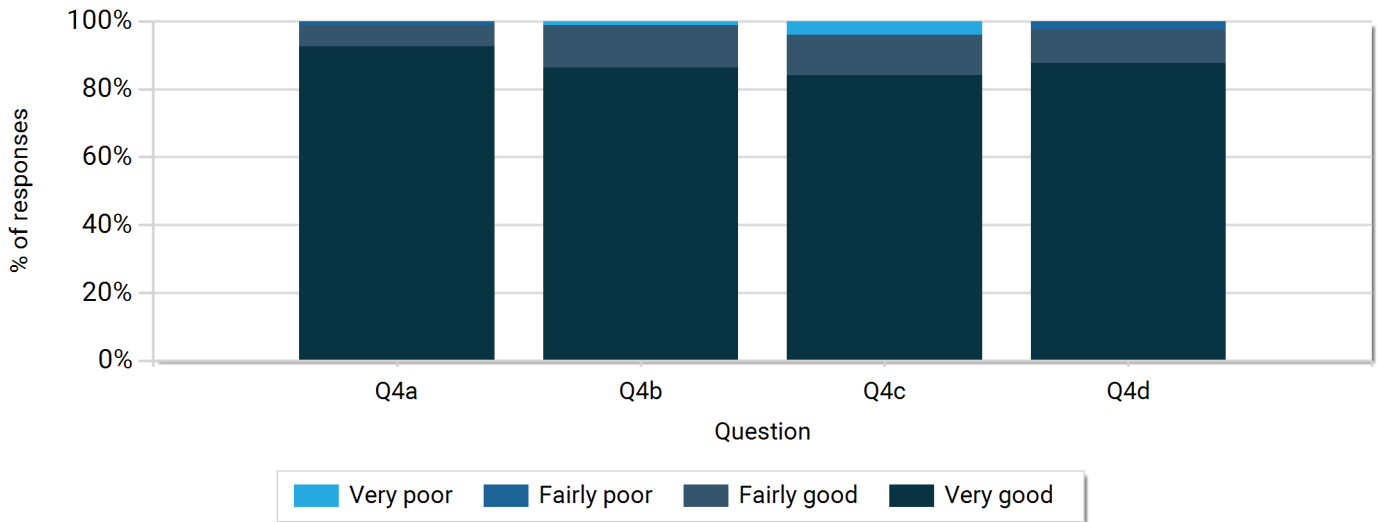
Q4: If you have dealt with the supplier either by telephone, email or in person, based on your experience of this and other occasions, how would you rate them and the services listed below?

Table 4.1: Distribution and frequency of ratings (Q4)

	Very good	Fairly good	Fairly poor	Very poor	Don't know	Blank / Spoilt
Q4a Polite and took time to understand needs?	75	5	1	0	0	3
Q4b Answering any queries you had	69	10	0	1	0	4
Q4c Passing you on to someone who could help	42	6	0	2	14	20
Q4d How would you describe their service?	71	8	2	0	1	2

Blank/spoilt responses are not included in your mean percentage score analysis.

Graph 2: Percentage distribution and frequency of ratings (Q4)



Please note blank/spoilt and 'don't know' responses have not been incorporated in this graphical representation.

Table 4.2: Your mean percentage scores and benchmarks

	Your mean score (%)	Benchmark data (%)*				
		Min	Lower Quartile	Median	Upper Quartile	Max
Q4a Polite and took time to understand needs?	97	94	97	97	98	100
Q4b Answering any queries you had	95	92	95	95	96	98
Q4c Passing you on to someone who could help	92	88	91	94	96	99
Q4d How would you describe their service?	95	91	93	95	96	99

*Benchmarks are based on data from 38 dispensing locations surveyed between November 2021 and February 2022 with 40 or more returned questionnaires and a total of 4,086 returned customer questionnaires.

See score explanation in the supporting documents section for score calculation and quartile information.

Median or 'middle' value: the numerical value cutting the data in half – above and below this value lies the highest and lowest 50% of the mean percentage score values of all benchmarked surveys respectfully.

Why you contacted your appliance supplier recently and the response you received

Table 4.3 Current and previous mean percentage scores

	Current score	Previous score (December 2020)	Previous score (January 2020)	Previous score (February 2019)
Q4a Polite and took time to understand needs?	97	99	99	98
Q4b Answering any queries you had	95	97	98	95
Q4c Passing you on to someone who could help	92	96	98	95
Q4d How would you describe their service?	95	99	99	96

Q5: If you had a prescription dispensed, did the supplier provide you with a written note of the supplier's name, address & telephone number?

Table 5:

Response	Number of responses	Percentage of responses*
Yes	50	60%
No	11	13%
Don't know	19	23%
Blank / Spoilt	4	5%

*Percentages may not add up to 100% due to rounding.

About the services you receive from this supplier

Q6 If there has ever been an occasion when the appliance was not available straightaway (based on your experience of this and other occasions you have used this supplier):

Q6a: Did you receive a written note of the appliance which was owed?

Table 6a:

Response	Number of responses	Percentage of responses*
Yes	19	23%
No	19	23%
Don't know	7	8%
Blank / Spoilt	39	46%

Q6b: Were you informed when it was expected to become available?

Table 6b:

Response	Number of responses	Percentage of responses*
Yes	16	84%
No	2	11%
Don't know	1	5%
Blank / Spoilt	0	0%

Please note: The data provided in this table is only from those respondents who selected 'Yes' to Q6a.

Q7 If the appliance was not in stock from the supplier, or if they were not able to provide an appliance customisation on request:

Q7a: Were you asked to agree that they should refer the prescription to someone able to supply the appliance or appliance customisation?

Table 7a:

Response	Number of responses	Percentage of responses*
Yes	6	7%
No	18	21%
Don't know	12	14%
Blank / Spoilt	48	57%

*Percentages may not add up to 100% due to rounding.

About the services you receive from this supplier

Q7b: Where you did not agree, did they provide the contact details of at least 2 other suppliers who were able to provide the appliance or appliance customisation?

Table 7b:

Response	Number of responses	Percentage of responses*
Yes	3	50%
No	2	33%
Don't know	1	17%
Blank / Spoilt	0	0%

Please note: The data provided in this table is only from those respondents who selected 'Yes' to Q7a.

Q8a: If you presented a repeat prescription, did the supplier check to see if you still needed the appliance?

Table 8a:

Response	Number of responses	Percentage of responses*
Yes	20	24%
No	18	21%
Don't know	6	7%
Blank / Spoilt	40	48%

Q8b: If you presented a repeat prescription, did the supplier check that you were satisfied in using the appliance?

Table 8b:

Response	Number of responses	Percentage of responses*
Yes	17	20%
No	24	29%
Don't know	3	4%
Blank / Spoilt	40	48%

Q8c: If you presented a repeat prescription, did the supplier check that you were not suffering from problems with the appliance or your stoma treatment?

Table 8c:

Response	Number of responses	Percentage of responses*
Yes	13	15%
No	27	32%
Don't know	3	4%
Blank / Spoilt	41	49%

*Percentages may not add up to 100% due to rounding.

About the services you receive from this supplier

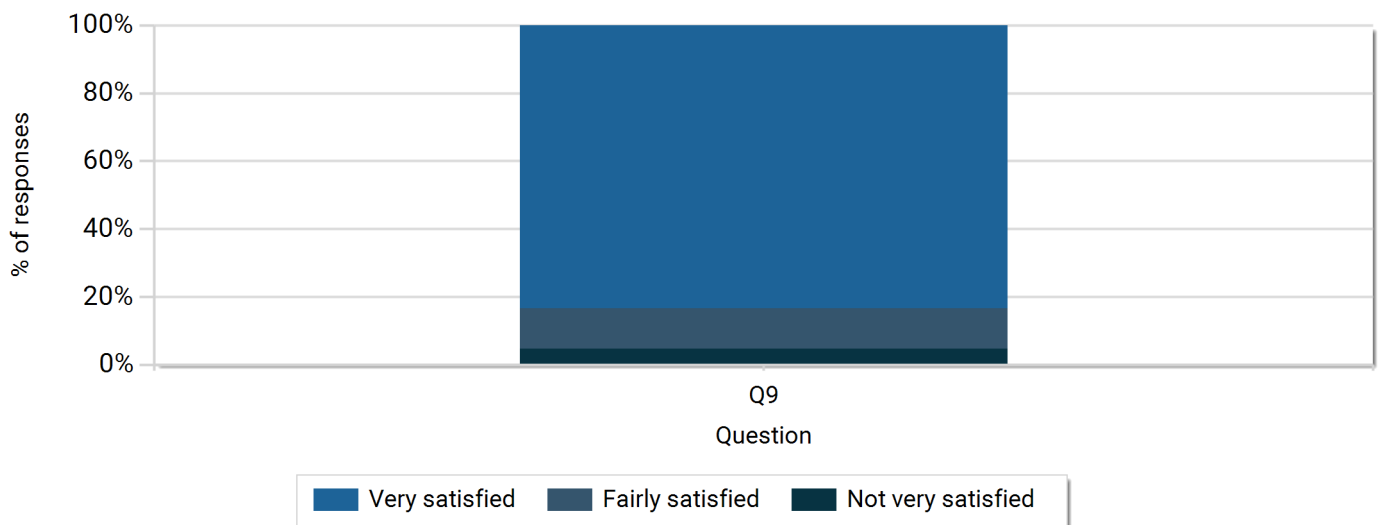
Q9: If the appliances you receive are customised in any way how do you rate the overall quality of this service from your supplier?

Table 9.1: Distribution and frequency of ratings (Q9)

	Not at all satisfied	Not very satisfied	Fairly satisfied	Very satisfied	Blank / Spoilt
Q9 Overall quality of customisation service	0	2	5	35	42

Blank/spoilt responses are not included in your mean percentage score analysis.

Graph 3: Percentage distribution and frequency of ratings (Q9)



Please note blank/spoilt responses have not been incorporated in this graphical representation.

Table 9.2: Your mean percentage scores and benchmarks

	Your mean score (%)	Benchmark data (%)*				
		Min	Lower Quartile	Median	Upper Quartile	Max
Q9 Overall quality of customisation service	93	90	92	94	96	98

*Benchmarks are based on data from 38 dispensing locations surveyed between November 2021 and February 2022 with 40 or more returned questionnaires and a total of 4,086 returned customer questionnaires.

See score explanation in the supporting documents section for score calculation and quartile information.

Median or 'middle' value: the numerical value cutting the data in half – above and below this value lies the highest and lowest 50% of the mean percentage score values of all benchmarked surveys respectfully.

Table 9.3 Current and previous mean percentage scores

	Current score	Previous score (December 2020)	Previous score (January 2020)	Previous score (February 2019)
Q9 Overall quality of customisation service	93	97	95	96

About the services you receive from this supplier

Q10: Some appliances may be delivered for patient convenience. Suppliers only have to deliver bulky packages, such as catheters. If your product is a bulky product, did the supplier offer to deliver the specified appliance to your home?

Table 10:

Response	Number of responses	Percentage of responses*
Yes	45	54%
No	3	4%
Don't know	8	10%
Blank / Spoilt	28	33%

Q11a: If your product was delivered, was the delivery prompt and at a time agreed with you?

Table 11a:

Response	Number of responses	Percentage of responses*
Yes	74	88%
No	6	7%
Blank / Spoilt	4	5%

Q11b: If your product was delivered, did the package display any writing or other markings which could indicate its content?

Table 11b:

Response	Number of responses	Percentage of responses*
Yes	15	18%
No	63	75%
Blank / Spoilt	6	7%

Q11c: If your product was delivered, did the vehicle in which the package was delivered convey the nature of the contents?

Table 11c:

Response	Number of responses	Percentage of responses*
Yes	4	5%
No	74	88%
Blank / Spoilt	6	7%

*Percentages may not add up to 100% due to rounding.

About the services you receive from this supplier

Q11d: If your product was delivered, did you receive a reasonable supply of supplementary items? (such as disposable wipes and disposal bags)

Table 11d:

Response	Number of responses	Percentage of responses*
Yes	77	92%
No	1	1%
Blank / Spoilt	6	7%

Q12 If the supplier believes it is appropriate to do so, they can offer you an Appliance Use Review (AUR)

Q12a: Have you ever been offered a review (AUR) by your supplier?

Table 12a:

Response	Number of responses	Percentage of responses*
Yes	6	7%
No	70	83%
Blank / Spoilt	8	10%

Q12b: Have you ever been advised by your supplier that they cannot provide this service?

Table 12b:

Response	Number of responses	Percentage of responses*
Yes	0	0%
No	77	92%
Blank / Spoilt	7	8%

Q12c: If yes, did they give you contact details of at least 2 suppliers of appliances or pharmacies, who are able to arrange for the service to be provided?

Table 12c:

Response	Number of responses	Percentage of responses*
Yes	0	0%
No	0	0%
Blank / Spoilt	0	0%

Please note: The data provided in this table is only from those respondents who selected 'Yes' to Q12b.

*Percentages may not add up to 100% due to rounding.

About the services you receive from this supplier

Q13a: If you have ever contacted the supplier's telephone care line out of hours, were they able to provide advice at the time you called?

Table 13a:

Response	Number of responses	Percentage of responses*
Yes	5	6%
No	27	32%
Don't know	24	29%
Blank / Spoilt	28	33%

Q13b: If no, did they provide the telephone number of NHS 111?

Table 13b:

Response	Number of responses	Percentage of responses*
Yes	2	7%
No	7	26%
Don't know	2	7%
Blank / Spoilt	16	59%

Please note: The data provided in this table is only from those respondents who selected 'No' to Q13a.

Q14a: Does the supplier provide a practice leaflet containing information about their premises i.e. opening hours and access for disabled customers?

Table 14a:

Response	Number of responses	Percentage of responses*
Yes	39	46%
No	15	18%
Don't know	20	24%
Blank / Spoilt	10	12%

Q14b: Does the supplier provide a practice leaflet containing information about the NHS services that they provide?

Table 14b:

Response	Number of responses	Percentage of responses*
Yes	30	36%
No	20	24%
Don't know	24	29%
Blank / Spoilt	10	12%

*Percentages may not add up to 100% due to rounding.

About the services you receive from this supplier

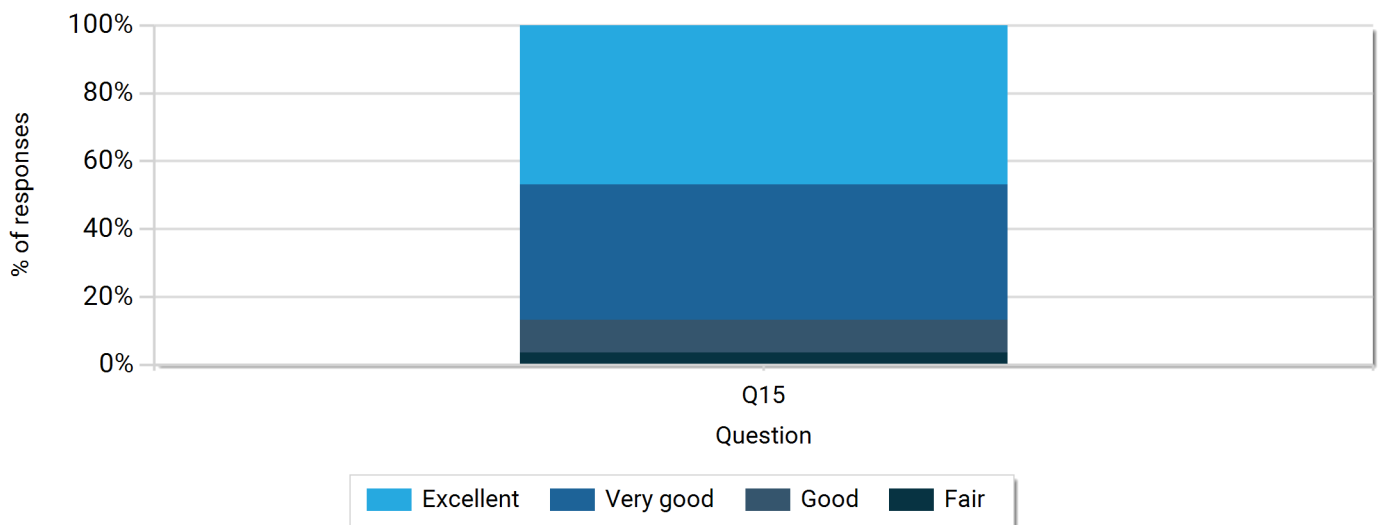
Q15: Taking everything into account - the staff, the information materials, contact options, quality and reliability of delivery and the overall service provided - how would you rate the supplier who sent you this questionnaire?

Table 15.1: Distribution and frequency of ratings (Q15)

	Poor	Fair	Good	Very good	Excellent	Blank / Spoilt
Q15 Overall rating	0	3	8	33	39	1

Blank/spoilt responses are not included in your mean percentage score analysis.

Graph 4: Percentage distribution and frequency of ratings (Q15)



Please note blank/spoilt responses have not been incorporated in this graphical representation.

Table 15.2: Your mean percentage scores and benchmarks

	Your mean score (%)	Benchmark data (%)*				
		Min	Lower Quartile	Median	Upper Quartile	Max
Q15 Overall rating	83	80	82	83	86	93

*Benchmarks are based on data from 38 dispensing locations surveyed between November 2021 and February 2022 with 40 or more returned questionnaires and a total of 4,086 returned customer questionnaires.

See score explanation in the supporting documents section for score calculation and quartile information.

Median or 'middle' value: the numerical value cutting the data in half – above and below this value lies the highest and lowest 50% of the mean percentage score values of all benchmarked surveys respectfully.

Table 15.3 Current and previous mean percentage scores

	Current score	Previous score (December 2020)	Previous score (January 2020)	Previous score (February 2019)
Q15 Overall rating	83	91	92	90

The supplier's premises

Q17a: Have you ever visited the supplier's premises?

Table 17a:

Response	Number of responses	Percentage of responses*
Yes	2	2%
No	82	98%
Blank / Spoilt	0	0%

Q17b: If you have attended the premises of the supplier, how do you rate the cleanliness of the premises?

Table 17b:

Response	Number of responses	Percentage of responses*
Very good	1	50%
Fairly good	0	0%
Don't know	1	50%
Fairly poor	0	0%
Very poor	0	0%
Blank / Spoilt	0	0%

Please note: The data provided in this table is only from those respondents who selected 'Yes' to Q17a.

Q17c: If you have attended the premises of the supplier, how do you rate the suitability for purpose?

Table 17c:

Response	Number of responses	Percentage of responses*
Very good	1	50%
Fairly good	0	0%
Don't know	1	50%
Fairly poor	0	0%
Very poor	0	0%
Blank / Spoilt	0	0%

Please note: The data provided in this table is only from those respondents who selected 'Yes' to Q17a.

*Percentages may not add up to 100% due to rounding.

Customer demographics

Q18: Age

Table 18:

Response	Number of responses	Percentage of responses*
16 - 19	0	0%
20 - 24	0	0%
25 - 34	1	1%
35 - 44	5	6%
45 - 54	1	1%
55 - 64	7	8%
65+	69	82%
Blank / Spoilt	1	1%

Q19: Gender

Table 19:

Response	Number of responses	Percentage of responses*
Male	55	65%
Female	28	33%
Blank / Spoilt	1	1%

*Percentages may not add up to 100% due to rounding.

Q20: Which of the following apply to you?

Table 20:

Response	Number of responses	Percentage of responses
You have, or care for, children under 16	5	6%
Carer for someone with a longstanding illness	3	4%
Neither	74	88%

The number of responses for this question may not add up to the total number of customers surveyed as more than one response option can be selected or the question can be left blank. Percentages are of the total number surveyed.

Customer comments

Appendix 1 - Specified other reasons for contacting supplier from question 1:

- ? Delivery day.
- The home visit stoma nurse.
- Colostomy nurse.
- To complain about some pouches where the outer layer was parting from the inner at the edges, i.e. poor sealing.
- To find out what had happened to my order the doctors said they had put the prescription in you said they hadn't spent most of the afternoon on the phone.

Appendix 2 - Customer comments from question 16 about any of the questions and how the service from this supplier could be improved:

- I still don't understand why the supplier has to request that the GP surgery has to issue to new prescription to the supplier every time I request further equipment. Prescriptions for medications are usually valid for 12 months before they are reviewed by the practice. Why not the same for appliances?
- I am totally happy with the service Fittleworth provide and their reliability and politeness.
- Always courteous and polite could not wish for a better supplier. Thank you Fittleworth.
- I would just like to say I've been using Fittleworth products for many years from where I got the deliveries from Bingley, West Yorkshire. My driver from there was very good and always on time. Now DHL deliver any time on the day stated sometime the next day and at times had to ring department what's happened to it. Could you explain why changed delivery people?
- In recent times supplier has not noticed what I ordered and tried to supply something not required, i.e. ordered wet wipes and supplier wanting to send dry wipes or disposal bags.
- I have had great difficulty in contacting Fittleworth on the freephone number. It is automatically put on to an answer message saying lines are busy. This has applied at various times of day, e.g. 9:00am, 11:00am, 1:00pm, 4:00pm, even 7:30pm and after 20 minutes you give up trying!
- Until this year they (Fittleworth) gave a brilliant service, now, phones not answered, line wait times, prescription mess ups, missing products, long delivery times, never enough stock, I could go on. Sort it out.
- The recorded message is difficult to hear. It is distorted by crackling and the volume is (perhaps fortunately with the distortion) very quiet and often fades out. This happens with both landline and mobile phones.
- Sometimes I have received the wrong items when I have needed to change devices. This can be frustrating. It appear that my GP surgery is at fault, but they often claim they have not got the new details through.
- Service always very good, my delivery is always on time.
- My only problem has been communication between Fittleworth and my surgery seems to break down and I am not always supplied with the items I require - in seven years this has only happened on a few occasions, notably the last two months!
- Your service is excellent.
- My repeat prescription came from my GP straight to Fittleworth and I get it delivered to my door. Thank you and phoning the staff is very helpful and reassured.
- I order my items at the doctors surgery who send a prescription through to Fittleworth.
- Everything was good when I ordered it all.
- Before COVID-19 Fittleworth were an excellent service never had any problems whatsoever but this last year has been awful, not been able to get through on phone, orders being late and not always getting the full order required. I feel every order I have to chase and I panic if I don't get on time.
- Recent lengthy time for phone calls to be answered (other than at 8:30am when answered quickly) should now have been worked out as the company has increased staffing. This has been the only problem I have experienced in three years - otherwise excellent throughout in service.
- Get someone to answer phone or improve the reply service, i.e. a call back service or a number in queue.
- Supplier service very good, only on a few occasions item missed, but this is due to doctors surgery prescriptions and not the supplier's fault. (Items missed not being very important, spray or wipes).

Customer comments

- There seems to be a mix up between my doctors surgery and yourselves, my doctors have said we have to put prescriptions in to them not order direct but this seems to get mixed up then my order doesn't arrive the last order after several long phone calls I only got wet wipes and night bag and never received dry bags, which I was told would be in on 20/12/21. I have now put in another order to see if this works before I run out completely.

Supporting documents

Details of score calculation

The score provided for each question in this questionnaire is the mean (average) value of all of the ratings from all customers who completed the question. It is expressed as a percentage - so the best possible score is 100%. Non-rated responses (blank/spoilt or 'Don't Know') are not used in the score calculations. (A blank response is where a customer did not respond to the question and a spoilt response is where more than one tick box option was chosen or the questionnaire was defaced).

Example from your Q4a Polite and took time to understand needs?

Total number of customer responses = 84

Questionnaire rating scale	Very good	Fairly good	Fairly poor	Very poor	Non rated responses
Number of ratings	75	5	1	0	3
Value assigned to each rating	100	66.6666	33.3333	0.00	n/a

$$\frac{(\text{number of Very good ratings} \times 100.00) + (\text{number of Fairly good ratings} \times 66.67) + (\text{number of Fairly poor ratings} \times 33.33) + (\text{number of Very poor ratings} \times 0.00) + (\text{number of Don't know ratings} \times 0)}{(\text{total number of customer responses} - \text{number of Non rated responses})} = \frac{(75 \times 100.00) + (5 \times 66.67) + (1 \times 33.33) + (0 \times 0.00) + (0 \times 0)}{(84 - 3)}$$

Your mean percentage score for Q4a = 97%

The same basic calculation method is used for all the questions where a mean percentage score has been provided, but the values assigned to the ratings will differ depending on the number of rated responses available.

For ease of understanding, below are the details of the values assigned to the ratings in each question where we have provided a mean percentage score:

Q3 - Not at all easy = 0, Fairly easy = 50, Very easy = 100

Q4 - Very good = 100, Fairly good = 66.6666, Fairly poor = 33.3333, Very poor = 0

Q9 - Not at all satisfied = 0, Not very satisfied = 33.3333, Fairly satisfied = 66.6666, Very satisfied = 100

Q15 - Poor = 0, Fair = 25, Good = 50, Very good = 75, Excellent = 100

Explanation of quartiles

In statistics a quartile is any one of the three values that divide data into four equal parts, each part represents ¼ of the sampled population.

Quartiles comprise:

Lower quartile, below which lies the lowest 25% of the data


The median, cuts the data set in half

Upper quartile, above which lies the top 25% of the data

Question	Your mean score (%)	Benchmark data (%)*				
		Min	Lower Quartile	Median	Upper Quartile	Maximum
Q4a Polite and took time to understand needs?	97	94	97	97	98	100

16684

*Benchmarks are based on data from 38 dispensing locations surveyed between November 2021 and February 2022 with 40 or more returned questionnaires and a total of 4,086 returned customer questionnaires.



Dispensing Appliance Contractor Customer Questionnaire

At Fittleworth we are always looking to improve our service. We have decided to take a moment to collect the views of our customers. We will ask about your experience and the services you receive from Fittleworth. We have partnered with CFEP UK Surveys to do this. All responses are anonymous.

To complete the survey, please mark the boxes like this with a blue or black ball-point pen. If you change your mind just cross out your old response and make your new choice. If you are unable to answer a question, or a question doesn't apply to you, please leave it blank. Once the survey is complete, please post it using the pre-paid envelope provided.

Alternatively, if you wish to complete the questionnaire online, a web version can be found at:

This section is about why you contacted your appliance supplier recently and the response you received

Q1 Why did you contact the supplier? To submit an NHS prescription for:

Yourself Someone else Both

For some other reason (please write in the reason for contacting the supplier):

Q2 How do you normally contact your supplier? (Please tick one box only)

Telephone Fax Post
 Email Face to face Internet

Q3 How easy did you find it to contact them?

Not at all easy Fairly easy Very easy

Q4 If you have dealt with the supplier either by telephone, email, or in person, based on your experience of this and other occasions, how would you rate each of the following? (Please tick one box only)

	Very good	Fairly good	Fairly poor	Very poor	Don't know
a) Were they polite and did they take the time to understand your needs?	<input type="checkbox"/>	<input type="checkbox"/>	<input type="checkbox"/>	<input type="checkbox"/>	<input type="checkbox"/>
b) Answering any queries you had	<input type="checkbox"/>	<input type="checkbox"/>	<input type="checkbox"/>	<input type="checkbox"/>	<input type="checkbox"/>
c) Passing you on to someone who could help	<input type="checkbox"/>	<input type="checkbox"/>	<input type="checkbox"/>	<input type="checkbox"/>	<input type="checkbox"/>
d) How would you describe their service?	<input type="checkbox"/>	<input type="checkbox"/>	<input type="checkbox"/>	<input type="checkbox"/>	<input type="checkbox"/>

Q5 If you had a prescription dispensed, did the supplier provide you with a written note of the suppliers name, address & telephone number?

Yes No Don't know

This section is about the services you receive from this supplier

Q6 & Q7 are about occasions when the appliance was not available at the time requested.

If this does not apply to you, please move to Q8.

Q6 If there has ever been an occasion when the appliance was not available straightaway (based on your experience of this and other occasions you have used this supplier), please answer the following:

a) Did you receive a written note of the appliance which was owed?

Yes No Don't know

b) If yes, were you informed when it was expected to become available?

Yes No Don't know

Q7 If the appliance was not in stock from the supplier, or if they were not able to provide an appliance customisation on request:

a) Were you asked to agree that they should refer the prescription to someone able to supply the appliance or appliance customisation?

Yes No Don't know

b) If yes, and where you did not agree, did they provide the contact details of at least 2 other suppliers who were able to provide the appliance or appliance customisation?

Yes No Don't know

The next questions are about repeat prescriptions, if this does not apply to you, please move to Q9.

Q8 If you presented a repeat prescription, did the supplier...

a) Check to see if you still needed the appliance?

Yes No Don't know

b) Check that you were satisfied in using the appliance?

Yes No Don't know

c) Check that you were not suffering from problems with the appliance or your stoma treatment?

Yes No Don't know

The next question is about customisation, if your appliance is not customised, please move to Q10.

Q9 If the appliances you receive are customised in any way, how do you rate the overall quality of this service from your supplier?

Not at all satisfied Not very satisfied Fairly satisfied Very satisfied

Q10 Some appliances may be delivered for patient convenience. Suppliers only have to deliver bulky packages, such as catheters. If your product is a bulky product, did the supplier offer to deliver the specified appliance to your home?

Yes No Don't know



The next questions are about appliances which are delivered. If this does not apply to you, please move to Q12

Q11 If your product was delivered...

a) Was the delivery prompt and at a time agreed with you?

 Yes No

b) Did the package display any writing or other markings which could indicate its content?

 Yes No

c) Did the vehicle in which the package was delivered convey the nature of the contents?

 Yes No

d) Did you receive a reasonable supply of supplementary items? (such as disposable wipes and disposal bags)

 Yes No

Q12 If the supplier believes it is appropriate to do so, they can offer you an Appliance Use Review (AUR)

a) Have you ever been offered a review (AUR) by your supplier?

 Yes No

b) Have you ever been advised by your supplier that they cannot provide this service?

 Yes No

c) If yes, did they give you contact details of at least 2 suppliers of appliances or pharmacies, who are able to arrange for the service to be provided?

 Yes No

Q13 If you have ever contacted the supplier's telephone care line out of hours....

a) Were they able to provide advice at the time you called?

 Yes No Don't know

b) If no, did they provide the telephone number of NHS 111?

 Yes No Don't know

Q14 Does the supplier provide a practice leaflet containing....

a) Information about their premises, i.e. opening hours and access for disabled customers?

 Yes No Don't know

b) Information about the NHS services that they provide?

 Yes No Don't know

Q15 Taking everything into account - the staff, the information materials, contact options, quality and reliability of delivery and the overall service provided - how would you rate the supplier who sent you this questionnaire?

Poor Fair Good Very good Excellent

Q16 If you have any comments about any of the questions above or how the service from this supplier could be improved, please write them in here:

Q17 Have you ever visited the supplier's premises?

Yes No

If you answered yes to Q17, how do you rate the:

	Very good	Fairly good	Don't know	Fairly poor	Very poor
Cleanliness of the premises	<input type="checkbox"/>	<input type="checkbox"/>	<input type="checkbox"/>	<input type="checkbox"/>	<input type="checkbox"/>
Suitability for the purpose	<input type="checkbox"/>	<input type="checkbox"/>	<input type="checkbox"/>	<input type="checkbox"/>	<input type="checkbox"/>

The following questions provide us with general information about the range of people who have responded to this survey. If you would prefer not to answer any of these questions just leave them blank.

Q18 How old are you?

16-19 20-24 25-34 35-44
 45-54 55-64 65+

Q19 Are you:

Male Female

Q20 Which of the following apply to you?

You have, or care for, children under 16
 You are a carer for someone with a longstanding illness or infirmity
 Neither

Thank you for your time and assistance – Please return this questionnaire in the pre-paid envelope provided.

This survey is anonymous and confidential. We do not intend to use the information for any other purpose than reviewing our service.

Care Centre: Example

